



# MANTARAY™

Water-Propelled Cutter/Grinder

**Cutter Enlarged  
To Show Detail**



**READ USER'S MANUAL BEFORE OPERATING**

US Patent Pending, La Plata Industries, Inc.

# MantaRay Water-Propelled Cutter/Grinder With Vacuum Pump-Out System

Includes MantaRay Water-Propelled Cutter/Grinder, Safety Attachment,  
and IPC Eagle Professional Pump-Out Vacuum




**Use the MantaRay Water-Propelled Cutter/Grinder  
to cut and grind surfaces such as:**


**Limestone**



**Marble**



**Granite**




**Porcelain**



**Glass**




**Terrazzo**



**Onyx**



**Travertine**



**Concrete**




**Steel**





## Parts Included



- A:** MantaRay Housing
- B:** MantaRay Side Handle
- C:** Vibration Mount
- D:** ¼" Male Connector
- E:** ¼" Female Connector
- F:** Trigger Handle
- G:** Top Blade Hub
- H:** Bottom Blade Hub
- I:** Washer

**Pressure Washer  
Not Included**



\* La Plata Industries, Inc. recommends using an adjustable pressure washer, ranging between 2500 to 4000 psi with 3.5 to 4 gpm. Use a psi gauge to adjust the pressure washer to the proper psi setting.

\* The trigger handle fitting is not a universal fitting for all pressure washer hoses. It may require an attachment to fit your hose into the trigger handle.

### **THE CUTTER PSI SETTING:**

\* The MantaRay Water-Propelled Cutter requires **2500 to 3000 psi** depending on the density of the material being cut. For natural stone, concrete, and tile, La Plata Industries, suggests a 2500 psi setting. For cutting metal, La Plata Industries, Inc. suggests using a 3000 psi setting.

**WARNING: DO NOT USE HIGHER THAN 3000 PSI WHEN USING THE CUTTER. DO NOT FREE SPIN THE BLADE.**



### **THE GRINDER PSI SETTING:**

\* The MantaRay Water-Propelled Grinder requires a **4000 PSI** setting.




**WARNING: DO NOT USE HIGHER THAN A 4000 PSI SETTING. DO NOT FREE SPIN THE CUP WHEEL.**



# Cutter Assembly


La Plata Industries, Inc. introduces the MantaRay Water-Propelled Cutter. The MantaRay Water-Propelled Cutter has a stream of water that shoots on a diamond blade while in use, which substantially reduces dust. Whether you're cutting tile, concrete, steel, or granite the MantaRay Water-Propelled Cutter is the tool for you.

The MantaRay Water-Propelled Cutter uses 6-inch or 7-inch diamond blades only, which can be purchased on our website at [www.mantaraytools.com](http://www.mantaraytools.com).



The MantaRay Water-Propelled Cutter is designed to be used with the IPC Eagle Professional Pump-Out Vacuum, which can be purchased through your La Plata Industries, Inc. sales representative. When using the IPC Eagle Professional Pump-Out Vacuum with the MantaRay Water-Propelled Cutter, use only one motor on the vacuum unit, located on the left side of the vacuum. This allows the water to flow onto a diamond blade while in use. Do not use both vacuum motors while running the MantaRay Water-Propelled Cutter. The vacuum will not allow the water to hit the diamond blade if both motors are used, which drastically increases dust while using the MantaRay Water-Propelled Cutter.

Attach the vacuum hose to the vacuum port on the safety guard attachment.



**USE THIS BUTTON** →



\* Always make sure to plug both the vacuum and the two pump plugs located on the back of the vacuum unit to a power source.

Read IPC Eagle Corp. vacuum manual before operating the MantaRay Water-Propelled Cutter.


**DO NOT USE THE MANTARAY WATER-PROPELLED CUTTER WITHOUT THE SAFETY GUARD ATTACHMENT AND PPE INCLUDING, BUT NOT LIMITED TO, SAFETY GLASSES AND EAR PROTECTION. DO NOT OPERATE WHILE WEARING LOOSE CLOTHING.**




# Grinder Assembly

La Plata Industries, Inc. introduces the MantaRay Water-Propelled Grinder. The MantaRay Water-Propelled Grinder has a stream of water that shoots on a grinding cup wheel while using, which substantially reduces dust. Whether you're grinding tile, concrete, steel or granite the MantaRay Water-Propelled Grinder is the tool for you.

The MantaRay Water-Propelled Grinder uses 4 inch to 5 inch grinder cup wheels only. You can purchase the grinder cup wheels on our website [www.mantaraytools.com](http://www.mantaraytools.com).



The MantaRay Water-Propelled Grinder is designed to be used with the IPC Eagle Professional vacuum pump-out system, which can be purchased through your La Plata Industries, Inc. sales representative. When using the IPC Eagle Professional Vacuum pump-out system, use both vacuum motors. This allows the flow of water to touch the grinder cup wheel while in use.



## TURN BOTH SWITCHES ON



\*Always make sure to plug both the vacuum and the two pump plugs located on the back of the vacuum unit to the power source.

Read IPC Eagle Corp. vacuum manual before operating the MantaRay Water-Propelled Grinder.

**DO NOT USE THE MANTARAY WATER-PROPELLED GRINDER WITHOUT THE SAFETY GUARD ATTACHMENT AND PPE INCLUDING, BUT NOT LIMITED TO, SAFETY GLASSES AND EAR PROTECTION. DO NOT OPERATE WHILE WEARING LOOSE CLOTHING.**



# Assembly Instructions

On the top of the MantaRay Water Propelled Cutter/Grinder Safety Attachment, there is a square hole where you can see the shaft. The shaft has a key cut in it so you can hold the shaft with a half-inch wrench while you tighten the blade hub using another adjustable wrench when using the cutter feature.

When using the grinder feature, hold the shaft with a half-inch wrench while hand tightening the grinder cup. No blade hubs are used with the grinder cup.

## CUTTER



Securely attach your diamond blade by placing the diamond blade over the bottom blade hub. Then, attach the top blade hub over the diamond blade and tightly secure the diamond blade in place. Use a  $\frac{1}{2}$ " wrench to hold the shaft while using an adjustable wrench to tighten the top blade hub.

## GRINDER



Securely attached your grinder cup wheel by holding the shaft with your half inch wrench in the top whole of the safety attachment. While using your other hand to tighten the grinder cup wheel.

**After every use, remove the diamond blade or grinder cup wheel and clean the shaft threads. Failure to do so will void the manufacturer's warranty and/or service contract.**

- **Add marine grease to the threads on the shaft before adding blade hubs or a cup wheel to the shaft.**
- Ensure all fittings are tightly secured.
- Using Teflon tape (not included) for use as a sealant on all threaded surfaces.
- Check to make sure there are no leaks prior to use.
- Remove any loose particles or obstructions in and around the area of operation.
- Do not wear loose clothing.
- Keep hands and feet away from all moving parts.
- Wear eye and ear protection at all times.

**DO NOT USE THE MANTARAY WATER-PROPELLED CUTTER WITHOUT THE SAFETY GUARD ATTACHMENT AND PPE INCLUDING, BUT NOT LIMITED TO, SAFETY GLASSES AND EAR PROTECTION. DO NOT OPERATE WHILE WEARING LOOSE CLOTHING.**

# Warranties and Repairs

The MantaRay is proudly manufactured by La Plata Industries, Inc. in South Florida and is warranted against defects in materials or workmanship under the intended use of the MantaRay. La Plata Industries, Inc. is not responsible for personal or property damage or product damage caused by misuse, operator negligence, dropping of the MantaRay, or use in any manner not intended.

---

An optional 2-year service contract is available through La Plata Industries, Inc., manufacturer of the MantaRay. For information on the optional service contract, contact your La Plata Industries, Inc. sales representative at (954) 464-7570 or return the enclosed card with your payment to  
La Plata Industries, Inc.

**Thank you for your purchase.**



***MADE IN THE USA***

Copyright 2022 La Plata Industries, Inc.

**[www.MantaRayTools.com](http://www.MantaRayTools.com)**



**4848 NE 11th Avenue  
Oakland Park, FL 33334  
[www.MantaRayTools.com](http://www.MantaRayTools.com)**